

安装示意图/Assembly Instruction

产品名称 Model NO. S162-A#

产品规格 Specification 左单人+右三人+脚踏
Individual (L) + 3seat (R) + Pedal

尺寸组合 Combined size 2430*1670*890mm

成品部件明细	编号 NO.	名称 Name	规格 Specification	数量 QTY	材质 Material
Finished Parts Details	1	左单人 Individual (L)	860*950*890mm	1	实木+夹板+海绵+纺织(布) Solid wood + Plywood + Sponge + Textile (cloth)
	2	右三人 3seat (R)	1570*950*890mm	1	实木+夹板+海绵+纺织(布) Solid wood + Plywood + Sponge + Textile (cloth)
	3	脚踏 Pedal	720*690*450mm	1	实木+夹板+海绵+纺织(布) Solid wood + Plywood + Sponge + Textile (cloth)

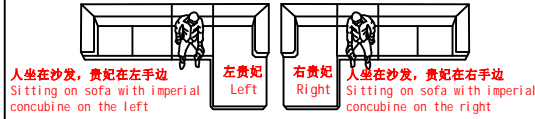
制图 Draw C20

配件表 Accessories list

编号 NO.	名称 Name	图示 Icon	数量 QTY	左单人 Individual (L)	右三人 3seat (R)	脚踏 Pedal
A	说明书(含安装图) Mounting Instruction (with drawing)		1	0	1	0
B	(118*50*130mm) 五金脚 (118*50*130mm) metal foot		10	3	3	4
C	脚-(直径30*126mm)通用铁中脚 diameter 30*126mm iron mid-foot		1	0	1	0
D	M5*30自攻螺丝 M5*30 self tapping screw		48	16	16	16
E	双头螺杆-(M8*45mm) Double screw M8*45mm		1	0	1	0
F	脚-(直径60*60*126-141mm) 带铁片可调一字五金脚 With iron sheet adjustable in-line hardware feet		2	1	1	0

如何区分沙发的左右方向?
How to zone the left and right direction of the sofa?

(图示仅供分辨方向用/Picture are for orientation only)



安装人数 Installer



充电式手电钻 Cordless hand drill

或者Or

十字螺丝刀 Phillips screwdriver

客户安装前须知:

Customers need to know before installation:
此安装图为“左单人+右三人+脚踏”的位置关系。
This installation picture is "Individual(L) + 3seat(R) + Pedal"

2-1

左单人 Individual (L)

STEP 1:

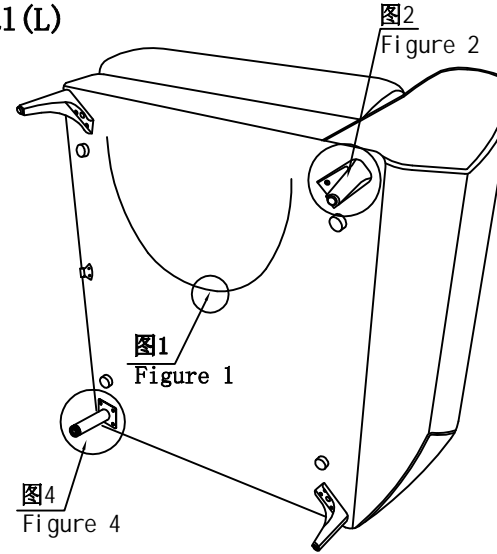


图1: 拉开拉链, 取出配件箱
Figure 1: Unzip the accessory case

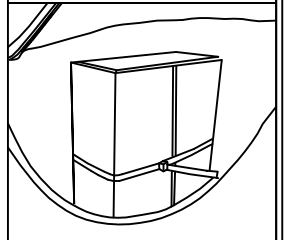


图2: 边脚安装示意图
Figure 2: Side and foot installation diagram

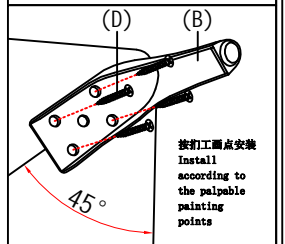


图3: 中脚安装示意图
Figure 3: Middle foot installation diagram

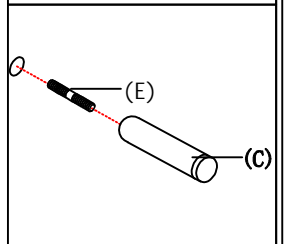
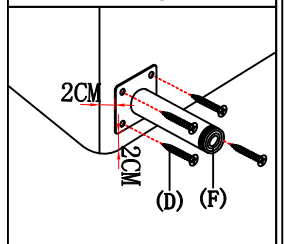
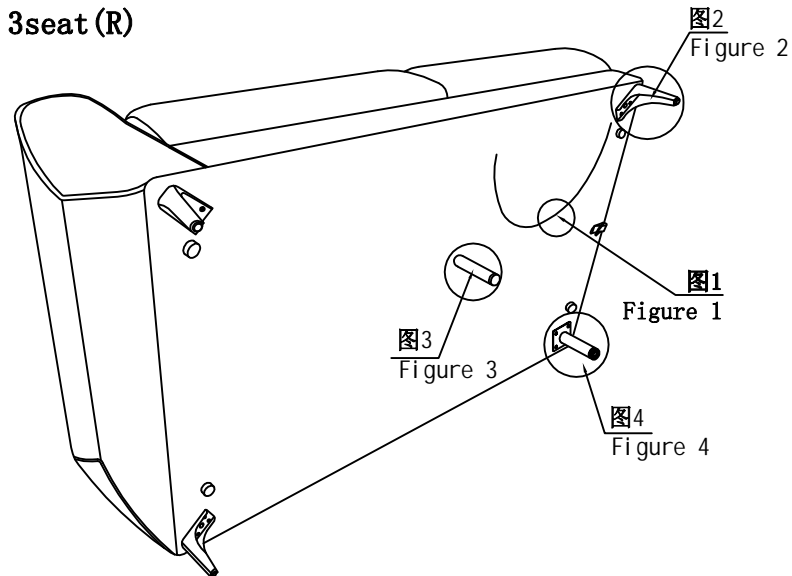


图4: 后脚安装示意图
Figure 4: Rear foot installation diagram



右三人 3seat (R)

STEP 1:



脚踏 Pedal

STEP 1:

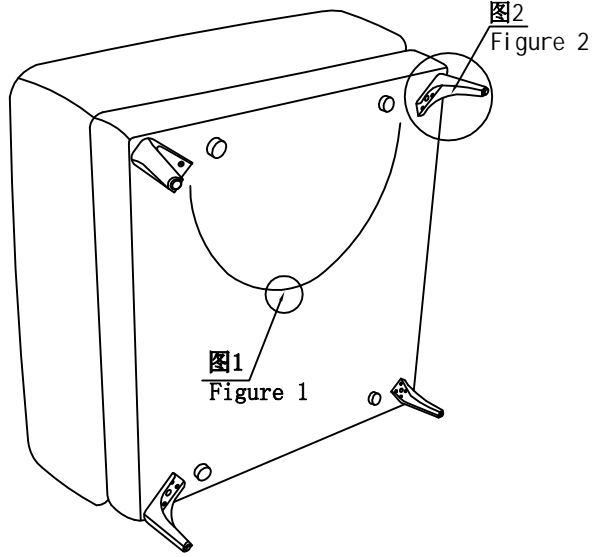


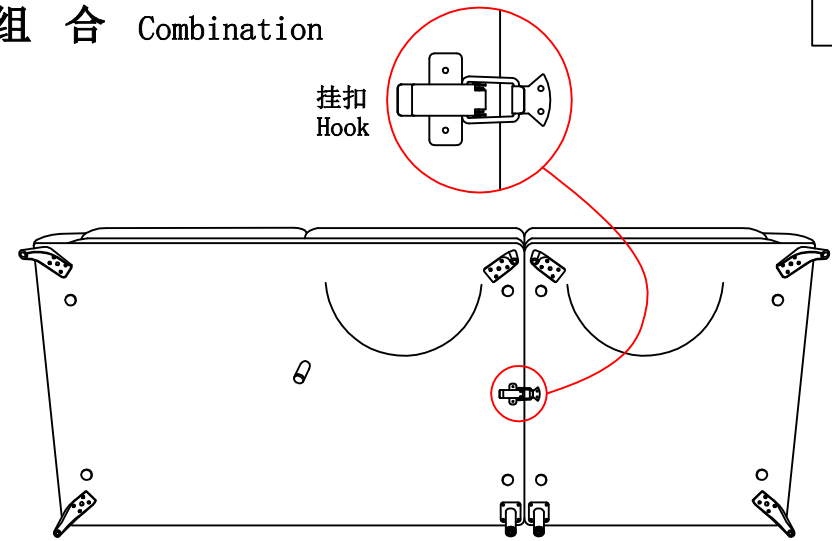
图1: 拉开拉链, 取出配件箱
Figure 1: Unzip the accessory case

图2: 边脚安装示意图
Figure 2: Side and foot installation diagram

图3: 中脚安装示意图
Figure 3: Middle foot installation diagram

按图上画点安装
Install according to the palpable pointing points

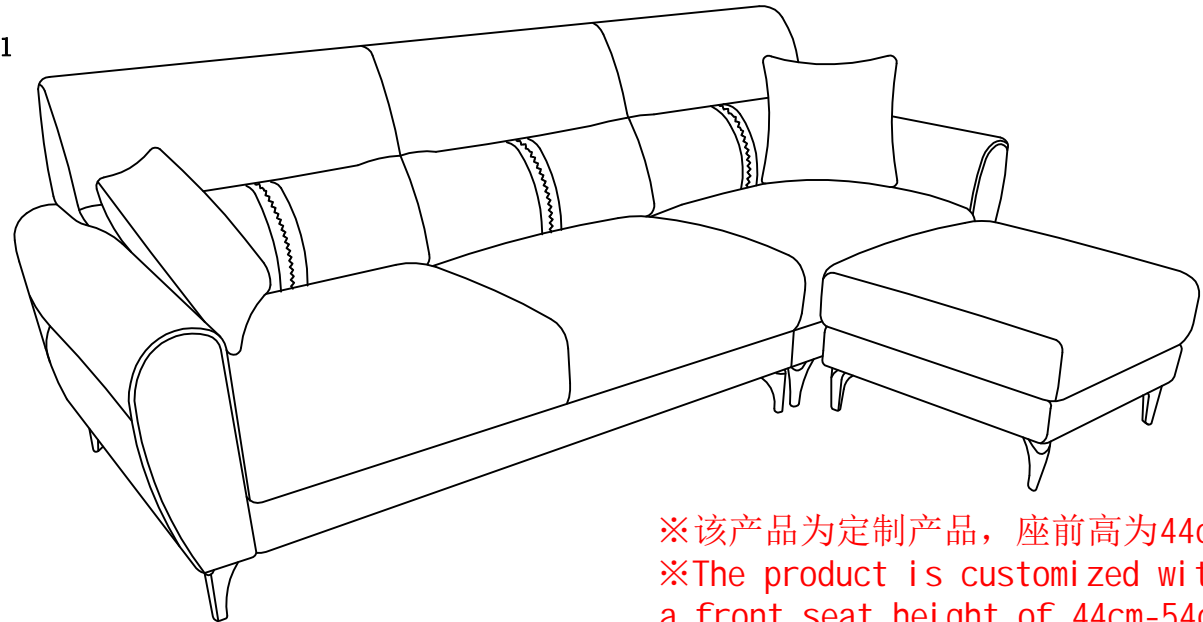
组合 Combination



把左单人、右三人靠一起, 锁上座架底的五金扣。
Put the Individual(L) and the 3seat(R) together,
and lock the metal buckle at the bottom of the seat frame.

组合图 Combination

左单人+右三人+脚踏 Individual(L) + 3seat(R) + Pedal



※该产品为定制产品, 座前高为44cm-54cm
※The product is customized with
a front seat height of 44cm-54cm